



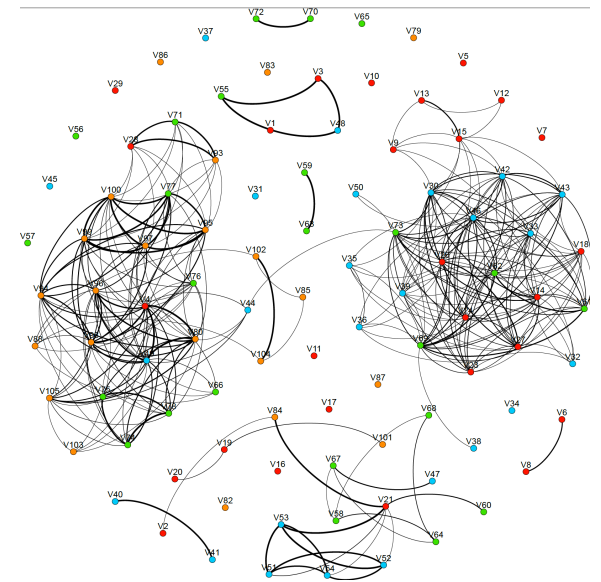
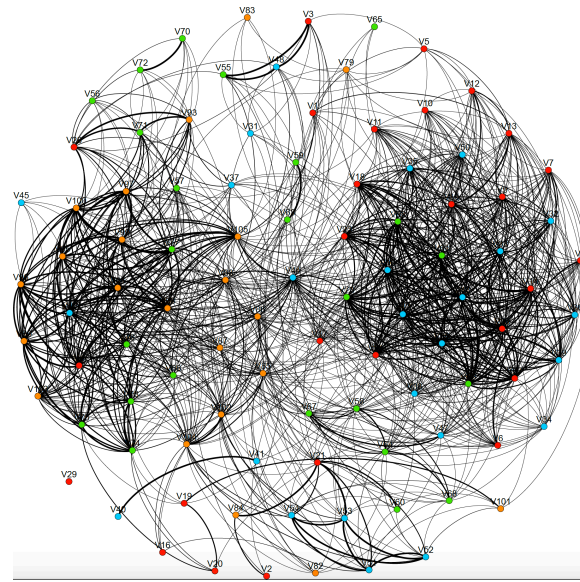

Eighth Meeting of the Inter-Agency and Expert Group on the Sustainable Development Goal Indicators, 6 – 8 November 2018 at Sida, Stockholm, Sweden

# Capturing SDG interlinkages

Prof. Ranjula Bali Swain

Misum, Stockholm School of Economics

# Interlinkages in SDGs (OECD)



Correlation threshold  
0.15 (low)

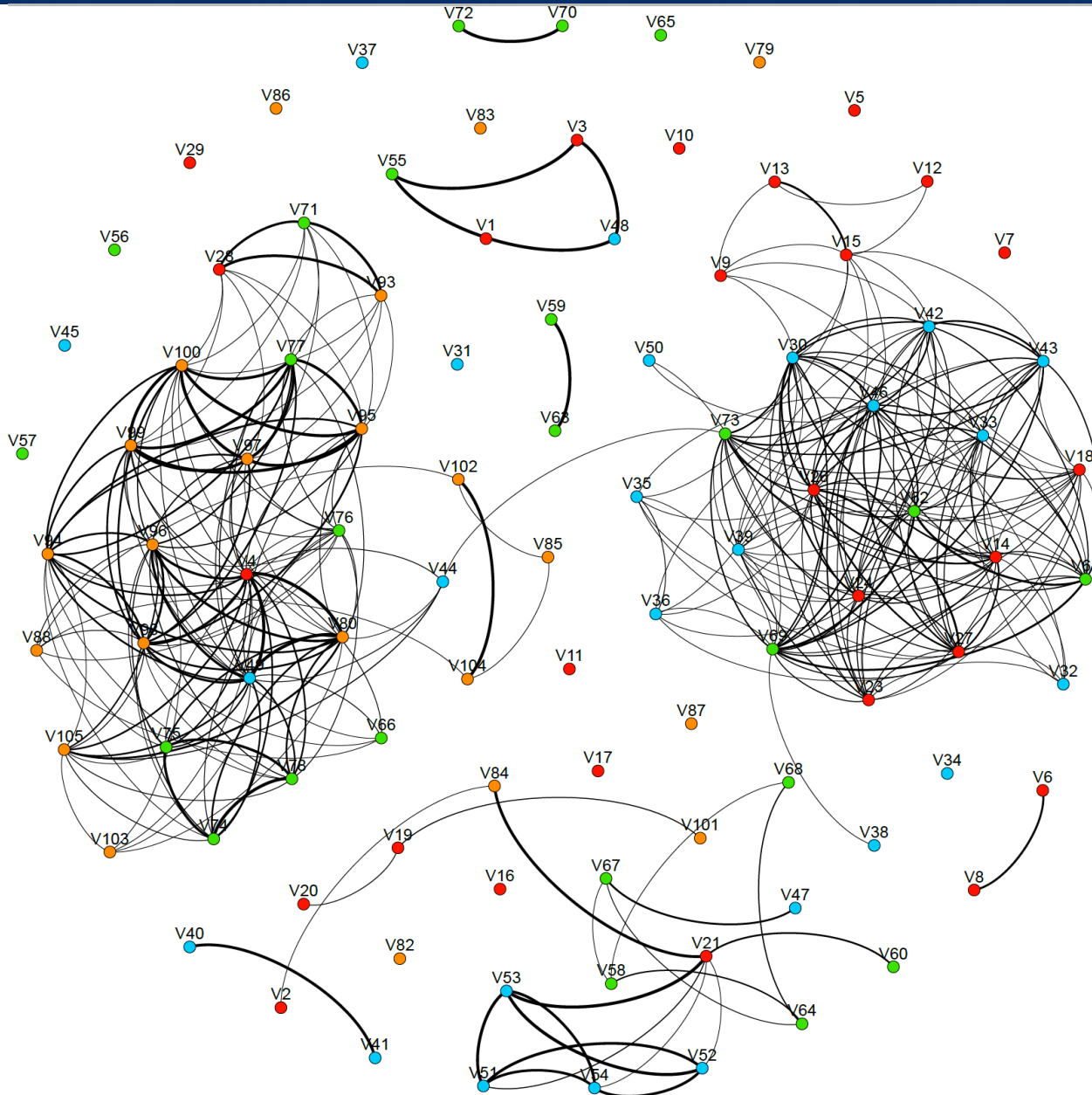
0.3 (medium)

0.6 (high)

|  |                           |
|--|---------------------------|
|  | Social: SDGs 1-6          |
|  | Economic: SDGs 7-12       |
|  | Environmental: SDGs 13-15 |
|  | Institutions: SDGs 16-17  |

Source: Bali Swain & Ranganathan (2018)

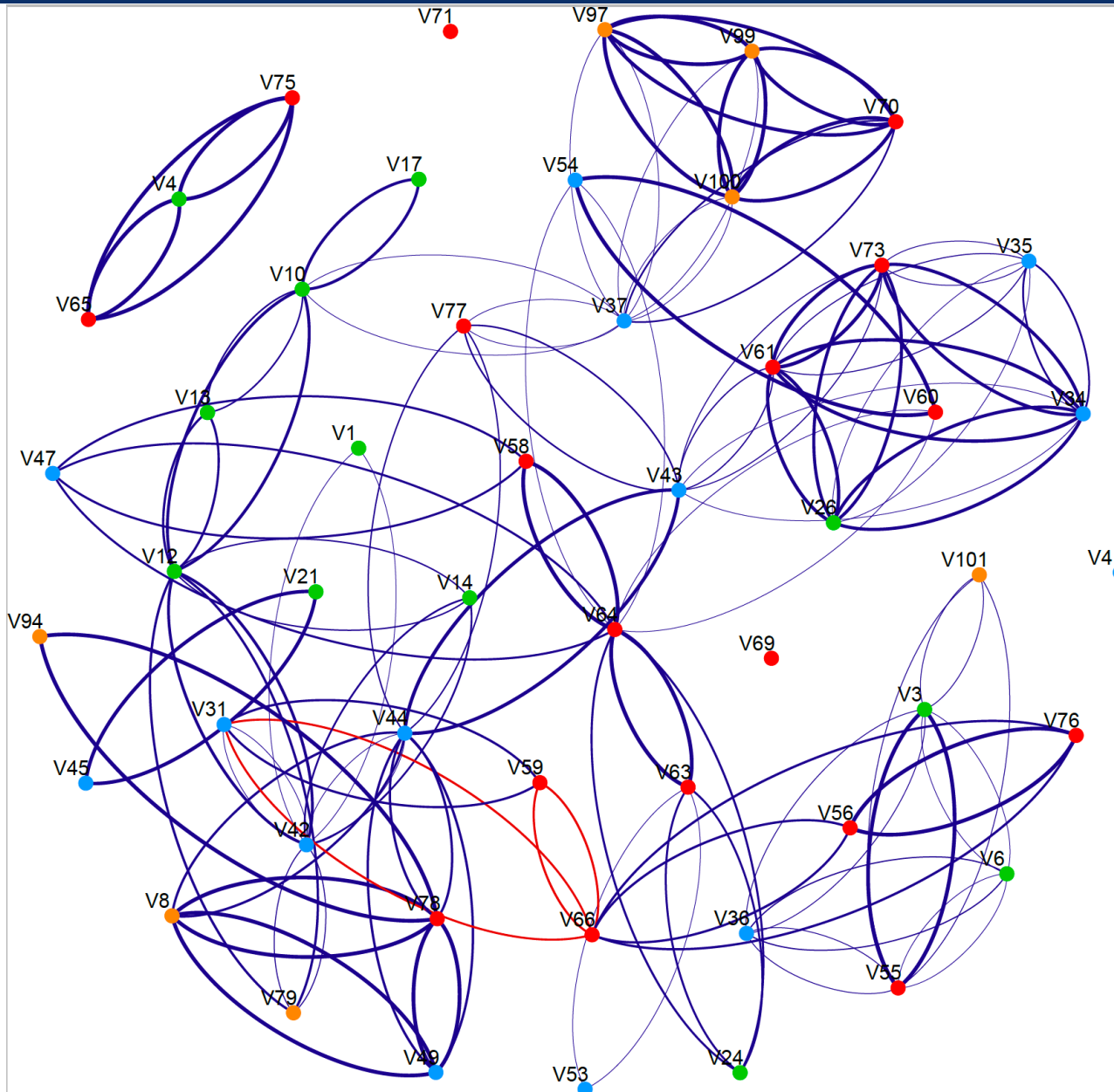
# Interlinkages (OECD)



|  |                             |
|--|-----------------------------|
|  | Social<br>SDGs 1-6          |
|  | Economic<br>SDGs 7-12       |
|  | Environmental<br>SDGs 13-15 |
|  | Institutions<br>SDGs 16-17  |

High threshold – 0.6  
 Nodes- 98  
 Edges – 324  
 Eigen centrality–  
 V30, V26, V46, V27,  
 v69, V24, V73, V42  
 Betweenness – V73,  
 V44, V4, V49, V80,  
 V88, V15, V69, V105

# Tradeoffs (South Asia)



|  |                             |
|--|-----------------------------|
|  | Social<br>SDGs 1-6          |
|  | Economic<br>SDGs 7-12       |
|  | Environmental<br>SDGs 13-15 |
|  | Institutions<br>SDGs 16-17  |

Threshold of 0.5

Nodes -51

Edges- 151 edges

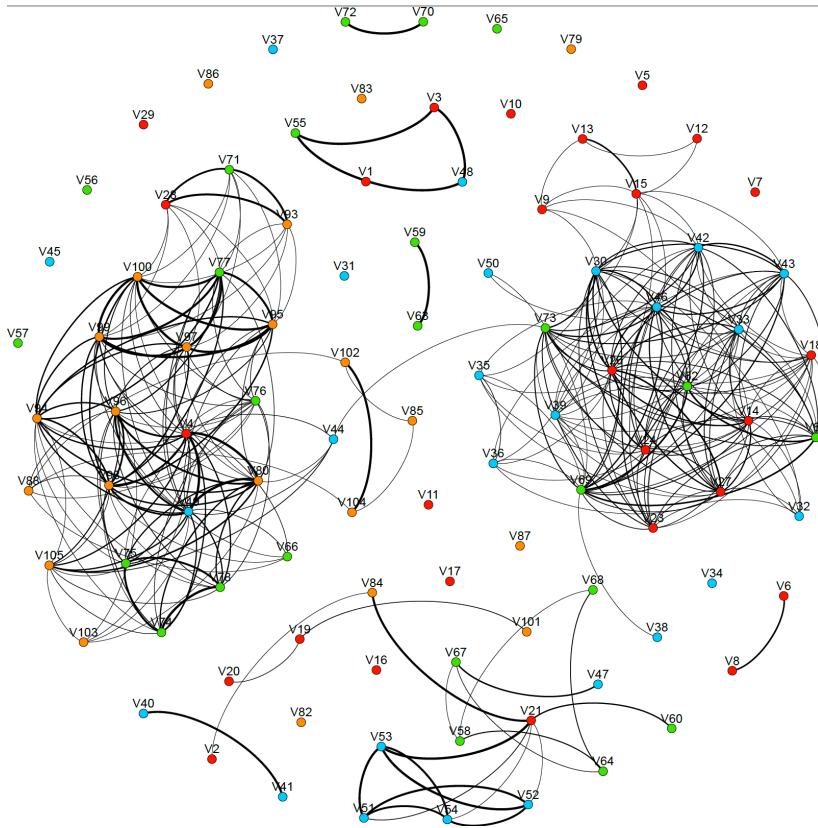
Eigen centrality –

V61, V34, V73, V43,  
V26, V35, V37, V44,  
V99

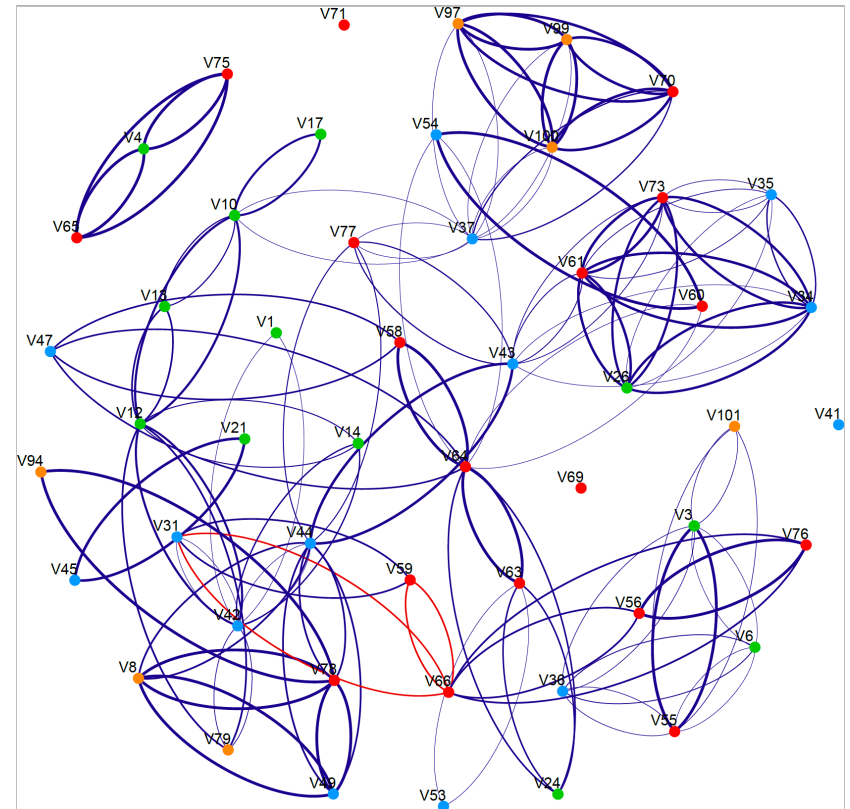
Betweenness – V42,

V44, V37, V43, V31,  
V77, V10, V12, V66,  
V78, V61

# Benchmarking/Unit of analysis



OECD



South Asia

Thank you for your attention!  
Ranjula.Bali@hhs.se

